

**Oklahoma County School District No. I-89
OKLAHOMA CITY PUBLIC SCHOOLS**

FY2020 Budget

*Prepared in Accordance with the
“School District Budget Act”
(Section 5-150 et seq. of Title 70)
Adopted by the Oklahoma City Public Schools*

**Oklahoma County School District No. I-89
Oklahoma City Public Schools
FY2020 Budget**

TABLE OF CONTENTS

I.	SUPPLEMENTAL INFORMATION	
	District Profile.....	1
	Student Enrollment.....	2
	Historical Net Assessed Valuations of Oklahoma County.....	3
II.	SCHOOL BUDGET AND FINANCIAL PLAN	
	Chart of Budgeted Revenues.....	4
	Summary of Budgeted Revenues.....	5
	Chart of Budgeted Expenditures by Object.....	6
	Summary of Budgeted Expenditures by Object.....	7
	Chart of Budgeted Expenditures by Function.....	8
	Summary of Budgeted Expenditures by Function.....	9
III.	GENERAL FUND	
	Revenue Summary - Excluding Charter Schools.....	10
	Revenue Summary - Charter Schools Only.....	11
	Federal Program Summary.....	12
	Expenditure Summary by Object.....	13
	Expenditure Summary by Function.....	14
IV.	BUILDING FUND	
	Revenue Summary.....	15
	Expenditure Summary by Object.....	16
	Expenditure Summary by Function.....	17
V.	SCHOOL NUTRITION FUND	
	Revenue Summary.....	18
	Expenditure Summary by Object.....	19
	Expenditure Summary by Function.....	20
VI.	CAPITAL IMPROVEMENT FUND - 2007 BOND AUTHORIZATION	
	Revenue Summary.....	21
	Expenditure Summary by Object.....	22
	Expenditure Summary by Function.....	23
VII.	CAPITAL IMPROVEMENT FUND - 2016 BOND AUTHORIZATION	
	Revenue Summary.....	24
	Expenditure Summary by Object.....	25
	Expenditure Summary by Function.....	26
VIII.	SINKING FUND	
	Revenue Summary.....	27
	Expenditure Summary by Object.....	28
	Expenditure Summary by Function.....	29
IX.	INSURANCE FUND	
	Revenue Summary.....	30
	Expenditure Summary by Object.....	31
	Expenditure Summary by Function.....	32

Oklahoma County School District No. I-89
Oklahoma City Public Schools
District Profile

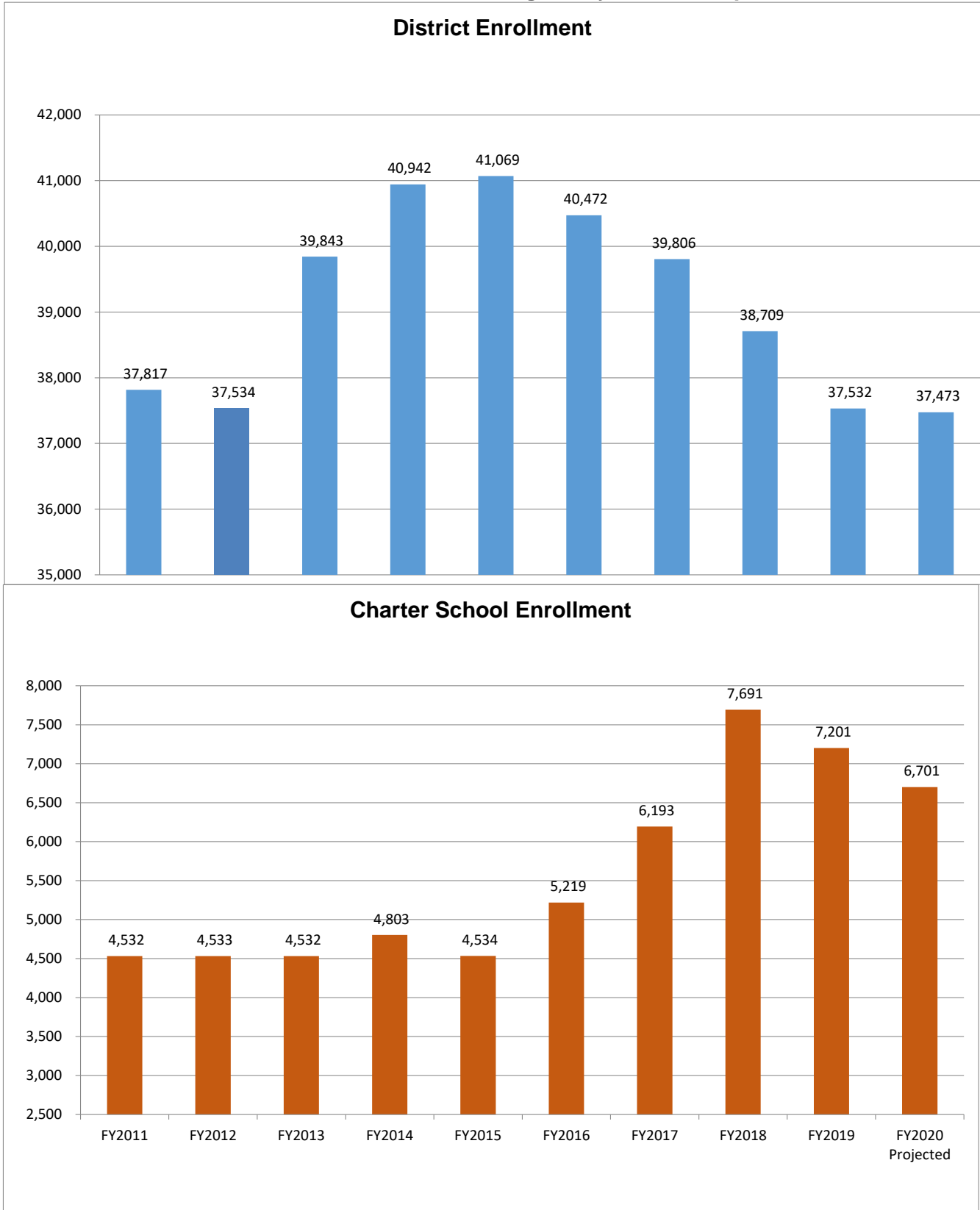
<u>Board of Education</u>			
Name	Office	District #	Term of Office
Paula Lewis	Board Chairperson		2021
Charles Henry	Member	1	2021
Rebecca Budd	Member	2	2021
Carrie Jacobs	Vice-Chairperson	3	2020
Mark Mann	Member	4	2020
Ruth Veales	Member	5	2022
Gloria Torres	Member	6	2023
Jace Kirk	Member	7	2022

Dr. Sean McDaniel, Superintendent

Officers

Craig Cates, Board Clerk
Jean Bostwick, Encumbrance Clerk
Craig Cates, Minute Clerk
Mark Waldrip, Treasurer
Kathy Padilla, Designated Purchasing Agent

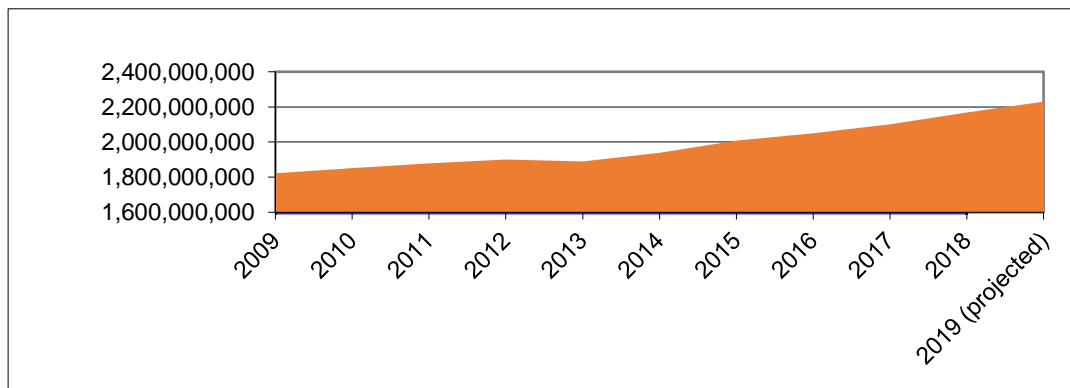
**Oklahoma County School District No. I-89
Oklahoma City Public Schools
Student Enrollment - Average Daily Membership**




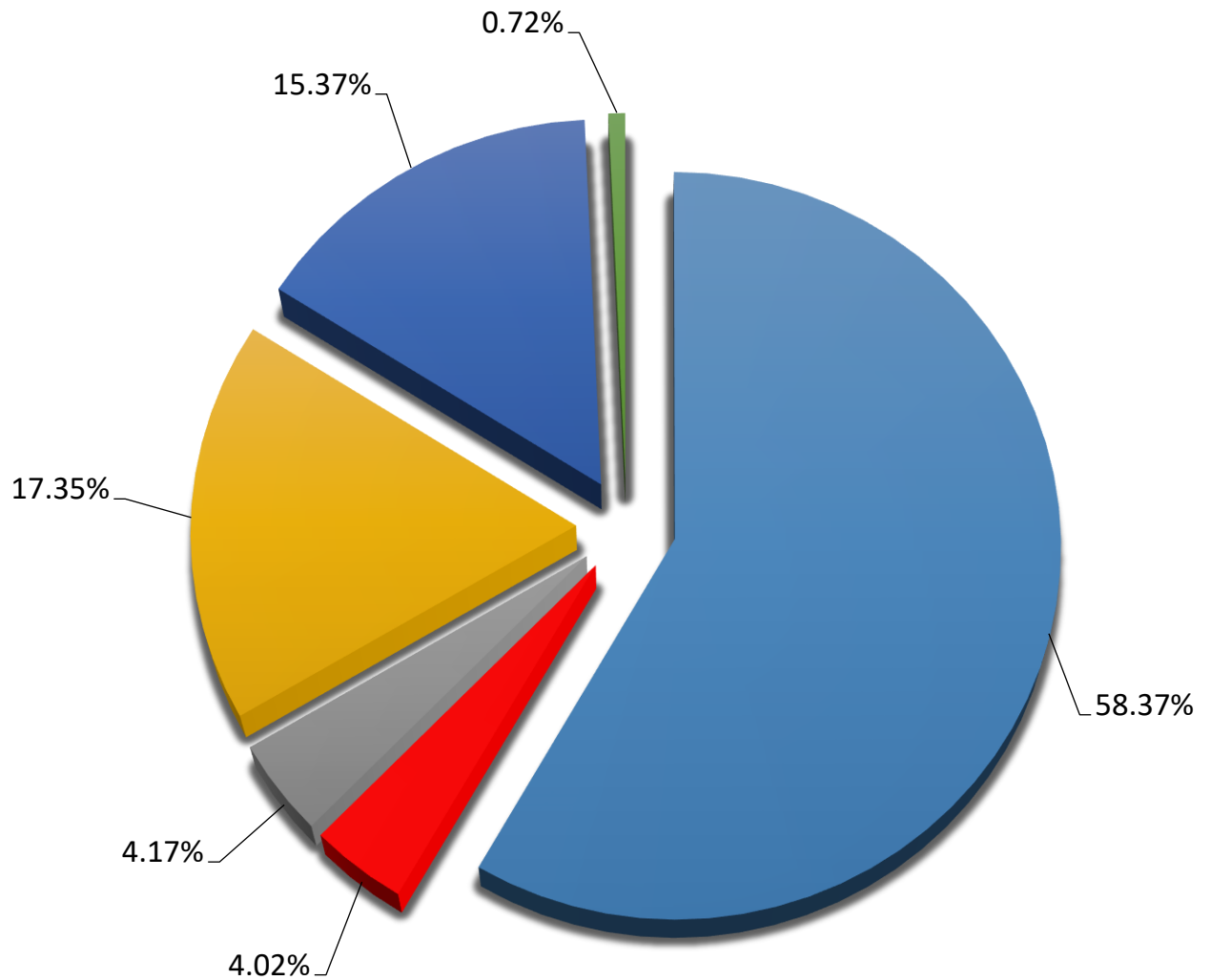
**Source: Planning, Research & Evaluation Dept. - Oklahoma City Public Schools
Charter School FY2019 Projection NOT Available**

**Oklahoma County School District No. I-89
Oklahoma City Public Schools
Net Assessed Valuations of Oklahoma County**

YEAR	NET ASSESSED VALUATIONS	% CHANGE FROM PREVIOUS YEAR
2009	1,822,544,967	5.07%
2010	1,850,936,589	1.56%
2011	1,879,038,468	1.52%
2012	1,900,070,532	1.12%
2013	1,889,170,549	-0.57%
2014	1,938,948,641	2.63%
2015	2,008,693,881	3.60%
2016	2,050,102,184	2.06%
2017	2,100,183,140	2.44%
2018	2,168,804,021	3.27%
2019 (projected)	2,229,546,429	2.80%



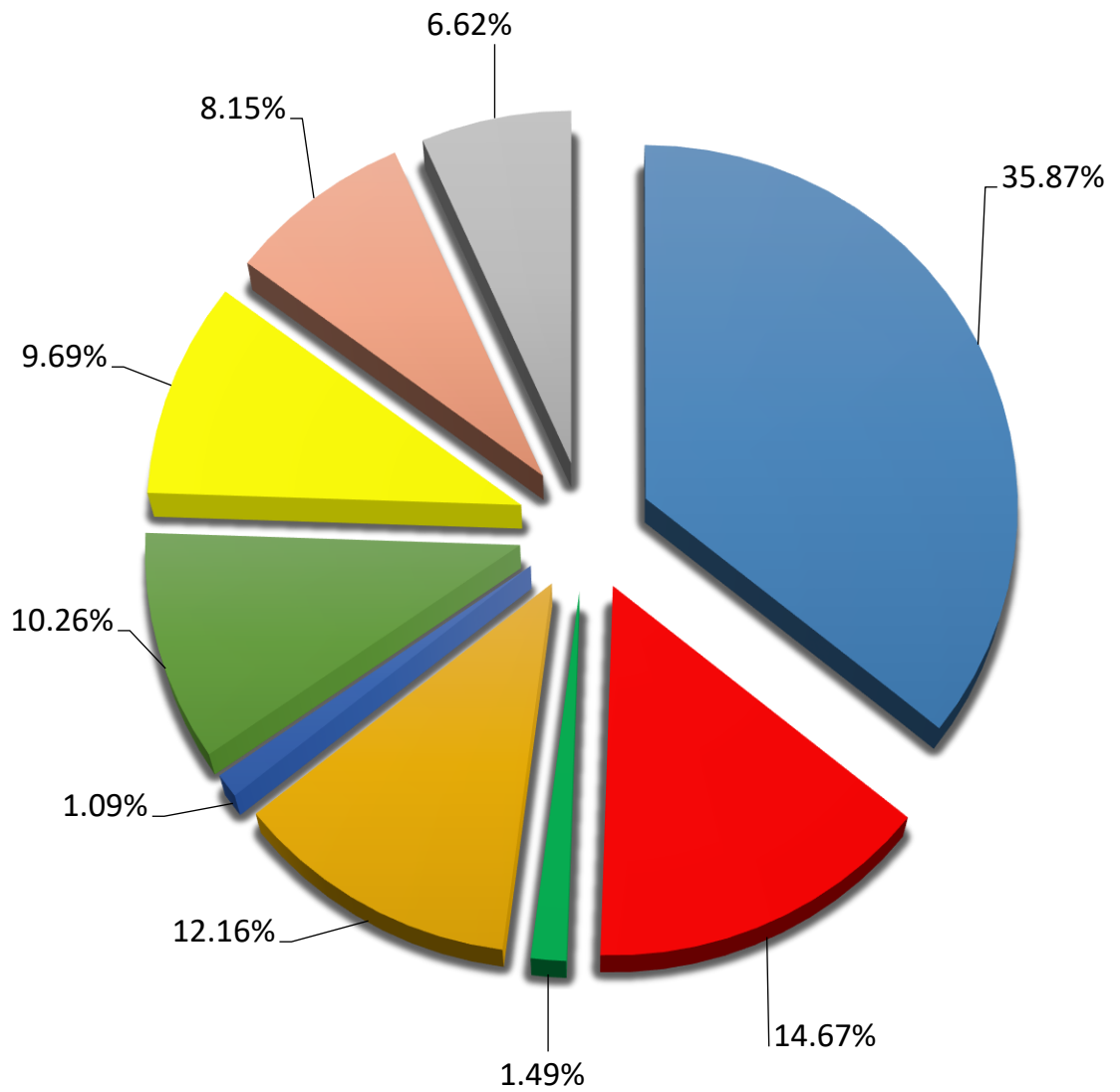
Oklahoma County School District No. I-89
Oklahoma City Public Schools
FY2020
Chart of Budgeted Revenues



Oklahoma County School District No. I-89
Oklahoma City Public Schools
FY2020
Summary of Budgeted Revenues

OCAS Revenue Source Codes	General Fund 11	Building Fund 21	School Nutrition Fund 22	Capital Improvements Bond Funds 38, 57-59, 75-76	Sinking Fund 41	Insurance Fund 86	Total Appropriated Funds
1000 District Sources of Revenue	83,948,000	23,460,000	712,000	2,530,000	39,253,000	-	149,903,000
2000 Intermediate Sources of Revenue	14,490,000	-	-	-	-	-	14,490,000
3000 State Sources of Revenue	224,612,000	633,000	3,002,000	-	-	-	228,247,000
4000 Federal Sources of Revenue	39,232,000	-	23,706,000	-	-	-	62,938,000
5000 Non-Revenue Receipts	360,000	-	-	65,000,000	3,747,000	-	69,107,000
6000 Lapsed Appropriations	1,530,000	600,000	400,000	2,000,000	-	-	4,530,000
Total Revenue from all Sources	364,172,000	24,693,000	27,820,000	69,530,000	43,000,000	-	529,215,000
6110 Prior Year Ending Fund Balance/Equity	30,262,000	2,442,000	367,000	47,688,000	60,846,000	4,834,000	146,439,000
TOTAL BUDGETED REVENUE	394,434,000	27,135,000	28,187,000	117,218,000	103,846,000	4,834,000	675,654,000

**Oklahoma County School District No. I-89
Oklahoma City Public Schools
FY2020
Chart of Budgeted Expenditures by Object**



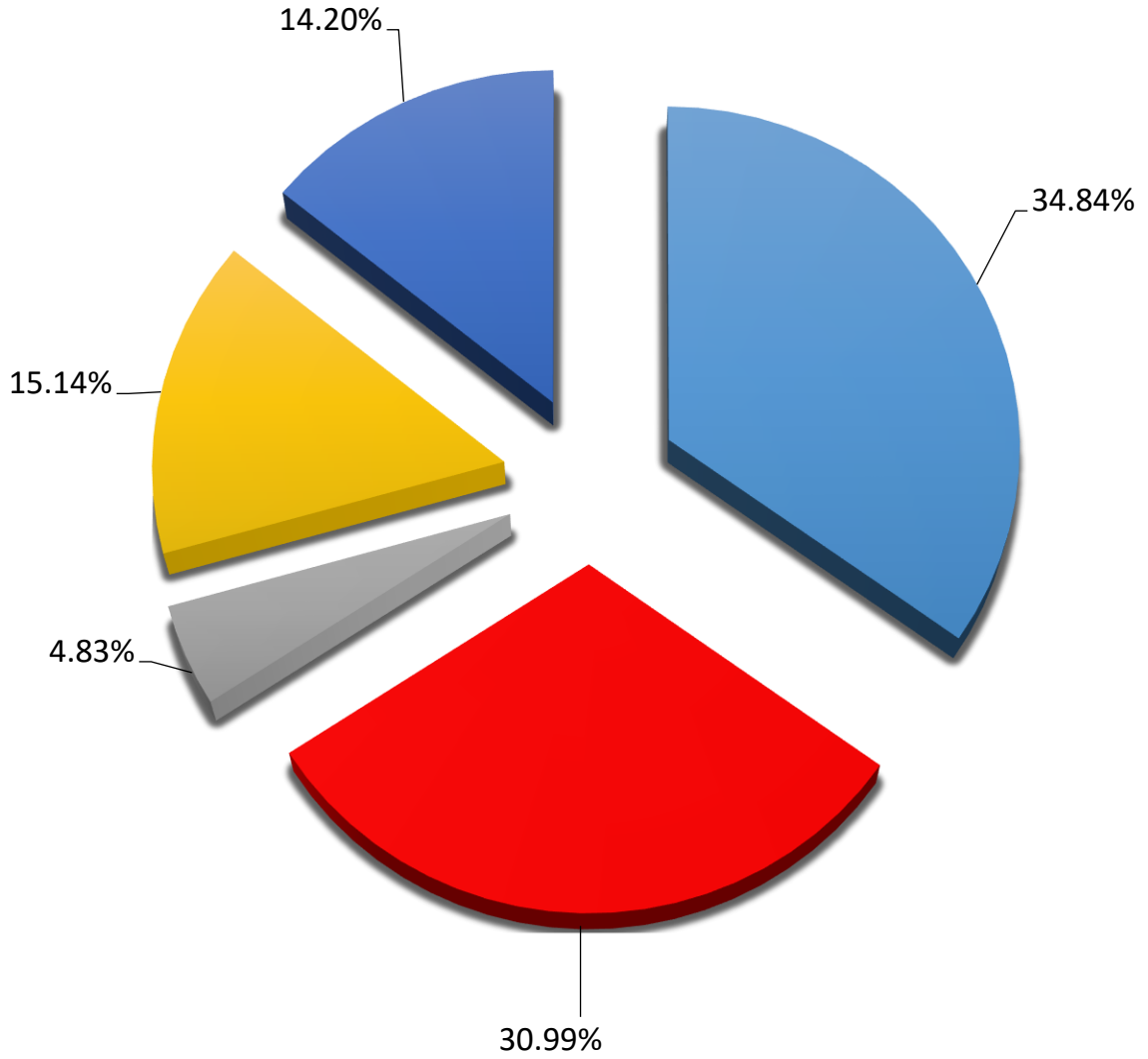
Personnel Services (Salaries)	Personnel Services (Employee Benefits)	Contracted Services
Purchased Property Services	Other Purchased Services	Supplies
Property	Other Objects	Other Uses of Funds

Oklahoma County School District No. I-89
Oklahoma City Public Schools
FY2020
Summary of Budgeted Expenditures by Object

OCAS Expenditure Object Codes	General Fund 11	Building Fund 21	School Nutrition Fund 22	Capital Improvements Bond Funds 38, 57-59, 75-76	Sinking Fund 41	Insurance Fund 86	Total Appropriated Funds
100 Personnel Services (Salaries)	193,406,000	5,403,000	8,401,000	-	-	-	207,210,000
200 Personnel Services (Employee Benefits)	76,630,000	2,214,000	5,911,000	-	-	-	84,755,000
300 Contracted Services	7,773,000	40,000	37,000	761,000	-	-	8,611,000
400 Purchased Property Services	7,574,000	13,894,000	348,000	45,594,000	-	2,846,000	70,256,000
500 Other Purchased Services	3,895,000	1,566,000	136,000	676,000	-	-	6,273,000
600 Supplies	29,573,000	1,133,000	12,359,000	16,117,000	-	68,000	59,250,000
700 Property	676,000	820,000	162,000	52,404,000	-	1,920,000	55,982,000
800 Other Objects	1,428,000	8,000	43,000	1,666,000	43,923,000	-	47,068,000
900 Charter Schools/Other Uses of Funds	38,261,000	-	-	-	-	-	38,261,000
TOTAL BUDGETED EXPENDITURES BY OBJECT	359,216,000	25,078,000	27,397,000	117,218,000	43,923,000	4,834,000	577,666,000

Oklahoma County School District No. I-89
Oklahoma City Public Schools
FY2020

Chart of Budgeted Expenditures by Function



Oklahoma County School District No. I-89
Oklahoma City Public Schools
FY2020
Summary of Budgeted Expenditures by Function

OCAS Expenditure Function Codes	General Fund 11	Building Fund 21	School Nutrition Fund 22	Capital Improvements Bond Funds 38, 57-59, 75-76	Sinking Fund 41	Insurance Fund 86	Total Appropriated Funds
1000 Instruction	194,158,000	-	-	7,100,000	-	-	201,258,000
2000 Support Services	126,330,000	11,446,000	-	39,045,000	-	2,212,000	179,033,000
3000 Operation of Non-Instructional Services	507,000	-	27,397,000	-	-	-	27,904,000
4000 Facilities Acquisition & Construction Services	142,000	13,632,000	-	71,073,000	-	2,622,000	87,469,000
5000 Other Uses	38,079,000	-	-	-	43,923,000	-	82,002,000
8000 Repayment	-	-	-	-	-	-	-
TOTAL BUDGETED EXPENDITURES BY FUNCTION	359,216,000	25,078,000	27,397,000	117,218,000	43,923,000	4,834,000	577,666,000

**Oklahoma County School District No. I-89
Oklahoma City Public Schools
Revenue Summary - Excluding Charter Schools
GENERAL FUND**

OCAS Revenue Source Codes	FY2018 Revenue Audited	FY2019 Revenue Projected	FY2020 Revenue Budget	Budget to Prior Year % +/-
Local Sources				
1110 Tax Collections-Current	71,600,250	74,993,970	76,494,000	2.00%
1120 Tax Collections-Prior	2,373,007	1,817,857	1,854,000	1.99%
1310 Interest	499,609	1,078,635	1,200,000	11.25%
Other Local Sources	4,091,756	3,337,043	3,289,000	-1.44%
Total Local Sources	78,564,622	81,227,505	82,837,000	1.98%
County Sources				
2100 County 4 Mill	10,515,995	11,417,645	11,989,000	5.00%
2200 County Apportionment	2,156,916	1,977,928	2,051,000	3.69%
2300 Resale Property	483,771	450,000	450,000	0.00%
Total County Sources	13,156,682	13,845,573	14,490,000	4.65%
State Sources				
3110 Gross Production Tax	314,769	332,362	336,000	1.09%
3120 Motor Vehicle Collection	17,348,888	19,316,640	19,510,000	1.00%
3140 State School Land Earnings	7,077,684	7,049,032	7,120,000	1.01%
3150 Vehicle Tax Stamp	128,105	124,207	125,000	0.64%
3210 Foundation Incentive	102,596,611	122,379,085	127,227,000	3.96%
3210 Foundation Incentive - PY Recovery	428,497	-	-	0.00%
3250 Flexible Benefit Allowance	24,218,127	25,165,489	25,000,000	-0.66%
3310 Alternative Education	898,693	852,579	900,000	5.56%
3412 National Board Certification	210,000	405,000	400,000	-1.23%
3415 Reading Sufficiency Allowance	488,840	461,184	400,000	-13.27%
3420 State Textbook	-	1,783,989	1,784,000	0.00%
38xx Career Tech	657,614	643,864	600,000	-6.81%
3xxx Other State Sources	165,825	12,000	98,000	716.67%
Total State Sources	154,533,653	178,525,431	183,500,000	2.79%
Total Federal Sources	34,207,963	37,363,487	39,232,000	5.00%
Total Non-Revenue Sources	284,337	360,000	360,000	0.00%
Total Lapsed Appropriations	5,955,879	1,514,532	1,530,000	1.02%
Total Revenue From All Sources	286,703,136	312,836,528	321,949,000	2.91%
Prior Year Ending Fund Balance/Equity	16,714,504	26,686,433	30,262,000	13.40%
TOTAL REVENUE	303,417,640	339,522,961	352,211,000	3.74%

**Oklahoma County School District No. I-89
Oklahoma City Public Schools
Revenue Summary - Charter Schools Only
GENERAL FUND**

OCAS Revenue Source Codes	FY2018 Revenue Audited	FY2019 Revenue Projected	FY2020 Revenue Budget	Budget to Prior Year % +/-
Total Local Sources	1,109,772	1,075,351	1,111,000	3.32%
Total County Sources	-	-	-	0.00%
State Sources				
3210 Foundation Incentive	32,146,233	35,581,433	37,046,000	4.12%
3210 Foundation Incentive - PY Recovery	56,366	-	-	0.00%
3250 Flexible Benefit Allowance	3,363,862	3,729,218	3,728,000	-0.03%
3415 Reading Sufficiency Allowance	44,048	36,843	37,000	0.43%
3420 State Textbook	-	301,439	301,000	0.00%
Total State Sources	35,610,509	39,648,933	41,112,000	3.69%
Total Federal Sources	851	-	-	0.00%
Total Non-Revenue Sources	-	-	-	0.00%
Total Lapsed Appropriations	-	-	-	0.00%
Total Revenue From All Sources	36,721,132	40,724,284	42,223,000	3.68%
Prior Year Ending Fund Balance/Equity	-	-	-	0.00%
TOTAL REVENUE	36,721,132	40,724,284	42,223,000	3.68%

**Oklahoma County School District No. I-89
Oklahoma City Public Schools
Federal Program Summary - SEFA**

FEDERAL GRANT PROGRAM TITLE	FY2018 Revenue Audited	FY2019 Revenue Projected	FY2020 Revenue Budget - SEFA
Direct Grants			
Title VII, Part A, Indian Education	576,467	535,243	500,000
Total Direct Grants	576,467	535,243	500,000
Pass-Through Grants			
VoTech/Carl Perkins	1,060,888	1,051,511	1,087,000
Title I	18,115,188	19,758,412	20,500,000
Striving Readers	90,603	380,161	1,000,000
Title II	2,704,728	3,234,040	2,000,000
Title VII, Johnson O'Malley Program	73,071	118,268	100,000
Immigrant Education Act	307,286	295,264	300,000
Title III - English Language Acquisition	1,025,169	1,709,363	2,400,000
IDEA	7,627,261	8,935,056	9,000,000
OJT-Special Education Students	57,026	50,033	50,000
Head Start Funds to Schools	176,020	270,251	150,000
MIECHV, Parents as Teachers	243,214	307,140	200,000
Gear Up	598,621	276,330	600,000
Consolidated Administrative Funds	604,703	667,732	650,000
DHS - Daycare	24,948	-	100,000
JROTC	-	474,510	-
Carryover/New Program Estimate	-	-	1,500,000
Child Nutrition Cluster	22,729,538	22,347,560	23,706,000
Total Pass-Through Grants	55,438,264	59,875,631	63,343,000
TOTAL SEFA	56,014,731	60,410,874	63,843,000

**Oklahoma County School District No. I-89
Oklahoma City Public Schools
Expenditure Summary - By Object
GENERAL FUND**

OCAS Expenditure Object Codes	FY2018 Expense Audited	FY2019 Expense Projected	FY2020 Expense Budget	Budget to Prior Year % +/-
100 Personnel Services (Salaries)	164,558,862	186,350,208	193,406,000	3.79%
200 Personnel Services (Employee Benefits)	68,822,641	73,817,600	76,630,000	3.81%
300 Contracted Services	7,348,737	8,046,424	7,773,000	-3.40%
400 Purchased Property Services	10,070,236	8,765,196	7,574,000	-13.59%
500 Other Purchased Services	2,991,548	4,036,166	3,895,000	-3.50%
600 Supplies	21,899,110	26,532,790	29,573,000	11.46%
700 Property	744,823	669,809	676,000	0.92%
800 Other Objects	1,405,873	1,413,592	1,428,000	1.02%
900 Other Uses of Funds	-	704,050	1,216,000	72.72%
Subtotal Expenditure by Object	277,841,830	310,335,835	322,171,000	3.81%
900 Charter Schools	35,610,509	39,648,932	37,045,000	-6.57%
TOTAL EXPENDITURE BY OBJECT	313,452,339	349,984,767	359,216,000	2.64%

**Oklahoma County School District No. I-89
Oklahoma City Public Schools
Expenditure Summary - By Function
GENERAL FUND**

OCAS Expenditure Function Codes	FY2018 Expense Audited	FY2019 Expense Projected	FY2020 Expense Budget	Budget to Prior Year % +/-
1000 Instruction	165,231,731	186,681,779	194,158,000	4.00%
2000 Support Services	111,390,385	121,951,957	126,330,000	3.59%
3000 Operation of Non-Instructional Services	726,289	501,938	507,000	1.01%
4000 Facilities Acquisition & Construction Services	166,662	140,462	142,000	1.09%
5000 Other Uses	326,763	1,059,699	1,034,000	-2.43%
8000 Repayment	-	-	-	0.00%
Subtotal Expenditure by Object	277,841,830	310,335,835	322,171,000	3.81%
5000 Charter Schools	35,610,509	39,648,932	37,045,000	-6.57%
TOTAL EXPENDITURE BY FUNCTION	313,452,339	349,984,767	359,216,000	2.64%

**Oklahoma County School District No. I-89
Oklahoma City Public Schools
Revenue Summary
BUILDING FUND**

OCAS Revenue Source Codes	FY2018 Revenue Audited	FY2019 Revenue Projected	FY2020 Revenue Budget	Budget to Prior Year % +/-
Local Sources				
1110 Tax Collections-Current	10,234,420	10,579,093	10,875,000	2.80%
1120 Tax Collections-Prior	339,190	259,860	300,000	15.45%
1310 Interest	75,399	211,460	285,000	34.78%
1xxx Direct TIF	465,478	5,982,676	10,000,000	67.15%
1xxx Other	1,015,390	614,116	2,000,000	225.67%
Total Local Sources	12,129,877	17,647,205	23,460,000	32.94%
Total County Sources	-	-	-	0.00%
State Sources				
3250 Flexible Benefit Allowance	640,589	623,207	633,000	1.57%
Total State Sources	640,589	623,207	633,000	0.07%
Total Federal Sources	-	-	-	0.00%
Total Non-Revenue Sources	-	280,000	-	0.00%
Total Lapsed Appropriations	623,024	276,834	600,000	0.00%
Total Revenue From All Sources	13,393,490	18,827,246	24,693,000	0.00%
Prior Year Ending Fund Balance/Equity	8,926,986	7,016,596	2,442,000	-65.20%
TOTAL REVENUE	22,320,476	25,843,842	27,135,000	286.73%

**Oklahoma County School District No. I-89
Oklahoma City Public Schools
Expenditure Summary - By Object
BUILDING FUND**

OCAS Expenditure Object Codes		FY2018 Expense Audited	FY2019 Expense Projected	FY2020 Expense Budget	Budget to Prior Year % +/-
100	Personnel Services (Salaries)	4,476,256	5,145,307	5,403,000	5.01%
200	Personnel Services (Employee Benefits)	1,910,431	2,108,621	2,214,000	5.00%
300	Contracted Services	1,382,924	40,038	40,000	-0.10%
400	Purchased Property Services	3,905,842	13,231,953	13,894,000	5.00%
500	Other Purchased Services	1,192,010	1,204,604	1,566,000	30.00%
600	Supplies	937,535	1,035,082	1,133,000	9.46%
700	Property	1,498,487	630,879	820,000	29.98%
800	Other Objects	395	8,449	8,000	-5.32%
900	Other Uses of Funds	-	-	-	0.00%
TOTAL EXPENDITURE BY OBJECT		15,303,880	23,404,933	25,078,000	7.15%

**Oklahoma County School District No. I-89
Oklahoma City Public Schools
Expenditure Summary - By Function
BUILDING FUND**

OCAS Expenditure Function Codes	FY2018 Expense Audited	FY2019 Expense Projected	FY2020 Expense Budget	Budget to Prior Year % +/-
1000 Instruction	-	-	-	0.00%
2000 Support Services	12,638,561	11,166,830	11,446,000	2.50%
3000 Operation of Non-Instructional Services	-	-	-	0.00%
4000 Facilities Acquisition & Construction Services	2,665,319	12,238,103	13,632,000	11.39%
5000 Other Uses	-	-	-	0.00%
TOTAL EXPENDITURE BY FUNCTION	15,303,880	23,404,933	25,078,000	7.15%

**Oklahoma County School District No. I-89
Oklahoma City Public Schools
Revenue Summary
SCHOOL NUTRITION SERVICES**

OCAS Revenue Source Codes	FY2018 Revenue Audited	FY2019 Revenue Projected	FY2020 Revenue Budget	Budget to Prior Year % +/-
Local Sources				
1310 Interest	30,805	35,286	36,000	2.02%
16xx Refund of Prior Year's Expense	10,148	-	-	0.00%
17xx Paid Student & Adult Meals	817,731	665,518	676,000	1.58%
Total Local Sources	858,684	700,804	712,000	1.60%
Total County Sources	-	-	-	0.00%
State Sources				
3720 State Matching	229,963	225,000	185,000	-17.78%
3250 Flexible Benefit Allowance	2,618,929	2,774,982	2,817,000	1.51%
Total State Sources	2,848,892	2,999,982	3,002,000	0.07%
Federal Sources				
4710 Lunches	12,760,823	16,786,919	16,787,000	0.00%
4710 Supper	-	149,000	149,000	0.00%
4720 Breakfasts	4,091,296	5,329,572	5,330,000	0.01%
4740 Summer Feeding Program	120,111	123,000	123,000	0.00%
4750 Child & Adult Care Food Program	182,354	-	-	0.00%
4760 Fresh Fruit and Vegetables	934,410	1,209,000	1,209,000	0.00%
4780 Miscellaneous Grants	39,316	108,404	108,000	-0.37%
Total Federal Sources	18,128,310	23,705,895	23,706,000	0.00%
Total Non-Revenue Sources	-	7,096	-	-
Total Lapsed Appropriations	538,645	310,306	400,000	28.91%
Total Revenue From All Sources	22,374,531	27,724,083	27,820,000	0.35%
Prior Year Ending Fund Balance/Equity	5,824,491	1,342,160	367,000	-72.66%
TOTAL REVENUE	28,199,022	29,066,243	28,187,000	-3.02%

**Oklahoma County School District No. I-89
Oklahoma City Public Schools
Expenditure Summary - By Object
SCHOOL NUTRITION FUND**

OCAS Expenditure Object Codes	FY2018 Expense Audited	FY2019 Expense Projected	FY2020 Expense Budget	Budget to Prior Year % +/-
100 Personnel Services (Salaries)	7,150,820	8,117,332	8,401,000	3.49%
200 Personnel Services (Employee Benefits)	5,286,891	5,711,392	5,911,000	3.49%
300 Contracted Services	223,302	36,369	37,000	1.73%
400 Purchased Property Services	845,586	695,064	348,000	-49.93%
500 Other Purchased Services	101,743	119,071	136,000	14.22%
600 Supplies	12,581,100	12,358,827	12,359,000	0.00%
700 Property	624,725	1,618,894	162,000	-89.99%
800 Other Objects	42,695	42,695	43,000	0.71%
900 Charter Schools/Other Uses of Funds	-	-	-	0.00%
TOTAL EXPENDITURE BY OBJECT	26,856,862	28,699,644	27,397,000	-4.54%

Oklahoma County School District No. I-89
Oklahoma City Public Schools
Expenditure Summary - By Function
SCHOOL NUTRITION FUND

OCAS Expenditure Function Codes	FY2018 Expense Audited	FY2019 Expense Projected	FY2020 Expense Budget	Budget to Prior Year % +/-
1000 Instruction	-	-	-	0.00%
2000 Support Services	-	41,313	-	0.00%
3000 Operation of Non-Instructional Services	26,475,049	27,061,933	27,397,000	1.24%
4000 Facilities Acquisition & Construction Services	381,813	1,596,398	-	0.00%
5000 Other Uses	-	-	-	0.00%
TOTAL EXPENDITURE BY FUNCTION	26,856,862	28,699,644	27,397,000	-4.54%

Oklahoma County School District No. I-89
Oklahoma City Public Schools
Revenue Summary
CAPITAL IMPROVEMENTS FUNDS - 2007 BOND AUTHORIZATION

OCAS Revenue Source Codes	FY2018 Revenue Audited	FY2019 Revenue Projected	FY2020 Revenue Budget	Budget to Prior Year % +/-
Local Sources				
1310 Interest	450,423	604,440	530,000	-12.32%
Other Local Sources	-		-	0.00%
Total Local Sources	450,423	604,440	530,000	-12.32%
Total County Sources	-	-	-	0.00%
Total State Sources	-	-	-	0.00%
Total Federal Sources	-	-	-	0.00%
Total Non-Revenue Sources	-	-	-	0.00%
Total Lapsed Appropriations	401,076	2,877,633	1,000,000	-65.25%
Total Revenue From All Sources	851,499	3,482,073	1,530,000	-56.06%
Prior Year Ending Fund Balance/Equity	44,073,809	32,148,013	24,842,000	-22.73%
TOTAL REVENUE	44,925,308	35,630,086	26,372,000	-25.98%

**Oklahoma County School District No. I-89
Oklahoma City Public Schools
Expenditure Summary - By Object
CAPITAL IMPROVEMENTS FUNDS - 2007 BOND AUTHORIZATION**

OCAS Expenditure Object Codes	FY2018 Expense Audited	FY2019 Expense Projected	FY2020 Expense Budget	Budget to Prior Year % +/-
100 Personnel Services (Salaries)	-	-	-	0.00%
200 Personnel Services (Employee Benefits)	-	-	-	0.00%
300 Contracted Services	174,830	35,000	39,000	11.43%
400 Purchased Property Services	9,942,704	5,933,528	14,087,000	137.41%
500 Other Purchased Services	4,132	1,056	538,000	50846.97%
600 Supplies	245,059	496,770	845,000	70.10%
700 Property	2,410,570	4,321,686	10,863,000	151.36%
800 Other Objects	-	-	-	0.00%
900 Other Uses of Funds	-	-	-	0.00%
TOTAL EXPENDITURE BY OBJECT	12,777,295	10,788,040	26,372,000	144.45%

Oklahoma County School District No. I-89
Oklahoma City Public Schools
Expenditure Summary - By Function
CAPITAL IMPROVEMENTS FUNDS - 2007 BOND AUTHORIZATION

OCAS Expenditure Function Codes	FY2018 Expense Audited	FY2019 Expense Projected	FY2020 Expense Budget	Budget to Prior Year % +/-
1000 Instruction	5,683	1,240	-	0.00%
2000 Support Services	2,879,429	1,314,300	1,421,000	8.12%
3000 Operation of Non-Instructional Services	-	22,500	-	0.00%
4000 Facilities Acquisition & Construction Services	9,892,183	9,450,000	24,951,000	164.03%
5000 Other Uses	-	-	-	0.00%
TOTAL EXPENDITURE BY FUNCTION	12,777,295	10,788,040	26,372,000	144.46%

Oklahoma County School District No. I-89
Oklahoma City Public Schools
Revenue Summary
CAPITAL IMPROVEMENTS FUNDS - 2016 BOND AUTHORIZATION

OCAS Revenue Source Codes	FY2018 Revenue Audited	FY2019 Revenue Projected	FY2020 Revenue Budget	Budget to Prior Year % +/-
Local Sources				
1310 Interest	372,264	716,633	2,000,000	179.08%
Total Local Sources	372,264	716,633	2,000,000	179.08%
Total County Sources	-	-	-	0.00%
Total State Sources	-	-	-	0.00%
Total Federal Sources	-	-	-	0.00%
Total Non-Revenue Sources	44,000,000	15,000,000	65,000,000	333.33%
Total Lapsed Appropriations	-	321,854	1,000,000	0.00%
Total Revenue From All Sources	44,372,264	16,038,487	68,000,000	323.98%
Prior Year Ending Fund Balance/Equity	7,925,345	33,126,305	22,846,000	0.00%
TOTAL REVENUE	52,297,609	49,164,792	90,846,000	84.78%

Oklahoma County School District No. I-89
Oklahoma City Public Schools
Expenditure Summary - By Object
CAPITAL IMPROVEMENTS FUNDS - 2016 BOND AUTHORIZATION

OCAS Expenditure Object Codes	FY2018 Expense Audited	FY2019 Expense Projected	FY2020 Expense Budget	Budget to Prior Year % +/-
100 Personnel Services (Salaries)	-	-	-	0.00%
200 Personnel Services (Employee Benefits)	-	-	-	0.00%
300 Contracted Services	168,280	170,707	722,000	322.95%
400 Purchased Property Services	3,330,344	10,454,539	31,507,000	201.37%
500 Other Purchased Services	226,439	91,492	138,000	50.83%
600 Supplies	2,001,325	6,848,019	15,272,000	123.01%
700 Property	13,344,916	7,694,348	41,541,000	439.89%
800 Other Objects	100,000	1,060,000	1,666,000	57.17%
900 Other Uses of Funds	-	-	-	0.00%
TOTAL EXPENDITURE BY OBJECT	19,171,304	26,319,105	90,846,000	245.17%

Oklahoma County School District No. I-89
Oklahoma City Public Schools
Expenditure Summary - By Function
CAPITAL IMPROVEMENTS FUNDS - 2016 BOND AUTHORIZATION

OCAS Expenditure Function Codes	FY2018 Expense Audited	FY2019 Expense Projected	FY2020 Expense Budget	Budget to Prior Year % +/-
1000 Instruction	499,653	2,066,884	7,100,000	243.51%
2000 Support Services	12,017,022	13,837,268	37,624,000	171.90%
3000 Operation of Non-Instructional Services	-	-	-	0.00%
4000 Facilities Acquisition & Construction Services	6,654,629	10,414,953	46,122,000	342.84%
5000 Other Uses	-	-	-	0.00%
TOTAL EXPENDITURE BY FUNCTION	19,171,304	26,319,105	90,846,000	245.17%

**Oklahoma County School District No. I-89
Oklahoma City Public Schools
Revenue Summary
SINKING FUND**

OCAS Revenue Source Codes	FY2018 Revenue Audited	FY2019 Revenue Projected	FY2020 Revenue Budget	Budget to Prior Year % +/-
Local Sources				
1110 Tax Collections-Current	36,358,074	36,514,268	37,245,000	2.00%
1120 Tax Collections-Prior	1,215,185	926,106	945,000	2.04%
1310 Interest	366,465	486,715	496,000	1.91%
Other Local Sources	525,489	556,000	567,000	1.98%
Total Local Sources	38,465,213	38,483,089	39,253,000	2.00%
Total County Sources	-	-	-	0.00%
Total State Sources	-	-	-	0.00%
Total Federal Sources	-	-	-	0.00%
Total Non-Revenue Sources	864,600	864,600	3,747,000	333.38%
Total Lapsed Appropriations	-	-	-	0.00%
Total Revenue From All Sources	39,329,813	39,347,689	43,000,000	9.28%
Prior Year Ending Fund Balance/Equity	50,701,227	57,172,548	60,846,000	6.43%
TOTAL REVENUE	90,031,040	96,520,237	103,846,000	7.59%

Oklahoma County School District No. I-89
Oklahoma City Public Schools
Expenditure Summary - By Object
SINKING FUND

OCAS Expenditure Object Codes	FY2018 Expense Audited	FY2019 Expense Projected	FY2020 Expense Budget	Budget to Prior Year % +/-
100 Personnel Services (Salaries)	-	-	-	0.00%
200 Personnel Services (Employee Benefits)	-	-	-	0.00%
300 Contracted Services	-	-	-	0.00%
400 Purchased Property Services	-	-	-	0.00%
500 Other Purchased Services	-	-	-	0.00%
600 Supplies	-	-	-	0.00%
700 Property	-	-	-	0.00%
800 Other Objects (Bond Principal/Interest Payments)	32,858,492	35,674,000	43,923,000	23.12%
900 Other Uses of Funds	-	-	-	0.00%
TOTAL EXPENDITURE BY OBJECT	32,858,492	35,674,000	43,923,000	23.12%

**Oklahoma County School District No. I-89
Oklahoma City Public Schools
Expenditure Summary - By Function
SINKING FUND**

OCAS Expenditure Function Codes	FY2018 Expense Audited	FY2019 Expense Projected	FY2020 Expense Budget	Budget to Prior Year % +/-
1000 Instruction	-	-	-	0.00%
2000 Support Services	-	-	-	0.00%
3000 Operation of Non-Instructional Services	-	-	-	0.00%
4000 Facilities Acquisition & Construction Services	-	-	-	0.00%
5000 Other Uses	32,858,492	35,674,000	43,923,000	23.12%
TOTAL EXPENDITURE BY FUNCTION	32,858,492	35,674,000	43,923,000	23.12%

**Oklahoma County School District No. I-89
Oklahoma City Public Schools
Revenue Summary
INSURANCE FUND**

OCAS Revenue Source Codes	FY2018 Revenue Audited	FY2019 Revenue Projected	FY2020 Revenue Budget	Budget to Prior Year % +/-
Local Sources				
1310 Interest	29,285	94,967	-	0.00%
Other Local Sources	61,377	6,400	-	0.00%
Total Local Sources	90,662	101,367	-	0.00%
Total County Sources	-	-	-	0.00%
Total State Sources	-	-	-	0.00%
Total Federal Sources	-	-	-	0.00%
Total Non-Revenue Sources	-	-	-	0.00%
Total Lapsed Appropriations	34,560	582	-	-100.00%
Total Revenue From All Sources	125,222	101,949	-	-100.00%
Prior Year Ending Fund Balance/Equity	5,078,150	4,905,177	4,834,000	-1.45%
TOTAL REVENUE	5,203,372	5,007,126	4,834,000	-1.45%

**Oklahoma County School District No. I-89
Oklahoma City Public Schools
Expenditure Summary - By Object
INSURANCE FUND**

OCAS Expenditure Object Codes	FY2018 Expense Audited	FY2019 Expense Projected	FY2020 Expense Budget	Budget to Prior Year % +/-
100 Personnel Services (Salaries)	-	-	-	0.00%
200 Personnel Services (Employee Benefits)	-	-	-	0.00%
300 Contracted Services	-	-	-	0.00%
400 Purchased Property Services	221,807	160,994	2,846,000	1667.77%
500 Other Purchased Services	-	-	-	0.00%
600 Supplies	20,333	12,153	68,000	459.51%
700 Property	56,056	-	1,920,000	0.00%
800 Other Objects	-	-	-	0.00%
900 Other Uses of Funds	-	-	-	0.00%
TOTAL EXPENDITURE BY OBJECT	298,196	173,147	4,834,000	2691.84%

**Oklahoma County School District No. I-89
Oklahoma City Public Schools
Expenditure Summary - By Function
INSURANCE FUND**

OCAS Expenditure Function Codes	FY2018 Expense Audited	FY2019 Expense Projected	FY2020 Expense Budget	Budget to Prior Year % +/-
1000 Instruction	-	-	-	0.00%
2000 Support Services	234,013	12,153	2,212,000	18100.59%
3000 Operation of Non-Instructional Services	-	-	-	0.00%
4000 Facilities Acquisition & Construction Services	64,183	160,994	2,622,000	1528.63%
5000 Other Uses	-	-	-	0.00%
TOTAL EXPENDITURE BY FUNCTION	298,196	173,147	4,834,000	2691.84%



www.okcps.org

Oklahoma City Public Schools